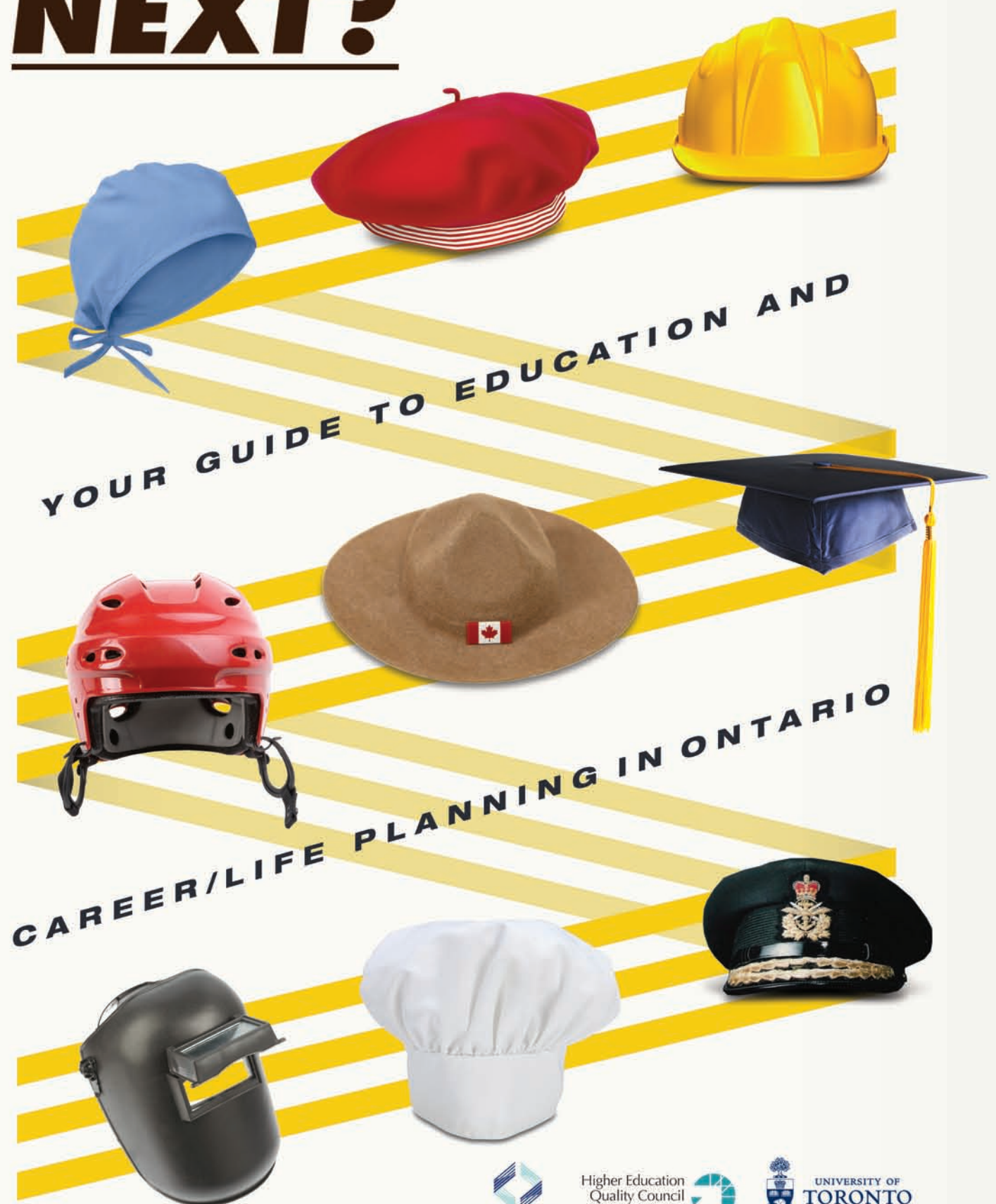


WHAT'S NEXT?



YOUR GUIDE TO EDUCATION AND

CAREER/LIFE PLANNING IN ONTARIO

WHAT'S
NEXT?

We would like to acknowledge the organizations, guardians, and students that have contributed to the development of this document. The material in this guide has been shaped by their feedback, experiences, and expertise. Thank you.

The Ontario School Counsellors' Association (OSCA) and the Higher Education Quality Council of Ontario (HEQCO) would like to acknowledge the integral role of the University of Toronto Mississauga (UTM) in the creation of *What's Next: Your Guide to Education and Career/Life Planning in Ontario*. This guide was inspired by UTM's University Preparation for Parents (StepUPP) program, which was created to help parents/guardians of first generation students better understand Ontario's postsecondary system. StepUPP was originally funded by the First Generation Pilot Project offered through the Ontario Ministry of Training, Colleges and Universities (MTCU). UTM has made a concerted effort to ensure that parents/guardians and students are well-informed about all of the pathways and resources in higher education. *What's Next* has become the next step in the evolution of this idea, bringing together stakeholders from across educational fields to provide a comprehensive resource for mapping out pathway opportunities for Ontario high school students and their families.

In particular, we would like to acknowledge the central role of UTM's Associate Registrar, Lorretta Neebar, who developed and directed the original StepUPP program at UTM, and also served as the project advisor and one of the main driving forces for the *What's Next* guide.

Copyright © Goodfellow, A. (2013) Published by:

Ontario School Counsellors' Association (OSCA)

Web: www.osca.ca
E-mail: executivedirector@osca.ca

In collaboration with:

Higher Education Quality Council of Ontario (HEQCO)

Web: www.heqco.ca
E-mail: info@heqco.ca
Project Website: www.whatsnext.ca

Aussi disponible en français sous le titre:
<<Vas-y!: Le guide aux options après l'école secondaire >>

Goodfellow, A.
What's Next: Your Guide to Education and Career/Life Planning in Ontario

Layout Design: Pink Elephant Marketing Inc.
Photographs: www.thinkstockphotos.ca

ISBN

This material may be used, reproduced, stored, or transmitted for non-commercial purposes. However, the authors' copyright is to be acknowledged. It is not to be used, reproduced, stored, or transmitted for commercial purposes without written permission from OSCA. Every reasonable effort has been made to identify the owners of copyright material reproduced in this publication and to comply with Canadian copyright law. The publisher welcomes any information regarding errors or omissions.

All names and identifying details of the individuals in this publication have been changed to protect their privacy. The photos in this booklet are for illustrative purposes only. They are not actual photos of any individuals mentioned.

Principal Investigator

Athena Goodfellow, Ph.D.
Higher Education Quality Council of Ontario

Advisory Team

Lorretta Neebar
University of Toronto Mississauga

Jacque Latham
Ontario School Counsellors' Association

Contact Information

For those without internet access (or who require more information about these links), please contact the Ontario School Counsellors' Association at:

Web: www.osca.ca
E-mail: executivedirector@osca.ca

Where do I start?

In Ontario, the new **Education and Career/Life Planning** program has been designed to assist students in developing the knowledge and skills required to make informed career/life choices. Reaching this destination may take many different paths: apprenticeship training, career college, college, community living¹, a gap year, university, or the workplace. No matter what pathway is chosen, a student's success is determined by what they know about themselves, what they view as their opportunities, their goals for the future, and outlining a clear path to reach those goals.

How can parents/guardians support student success?

During secondary school, parents, and guardians have a big influence on their child's decisions about education, training, and career choices. That's why it's important that parents and guardians — just as much as students — understand the career/life planning process and have all the information and resources they need to support their child during this time of transition.

What is the purpose of the guide?

This guide provides practical information to:

- Inspire students to reflect on their ideas and values to direct their own personalized path.
- Set a framework for parents/guardians to have meaningful discussions with their child about their future.
- Explore the wide variety of opportunities available to students after secondary school.
- Help students establish their expectations and set goals for the future to create their personal profile based on a variety of factors (such as classroom activities and volunteer experience).
- Develop a yearly and monthly plan to enable students to achieve their goals.

What are students learning about in the Education and Career/Life Planning curriculum?

In secondary schools across Ontario, the **Education and Career/Life Planning** program motivates students to think critically when it comes to what they know about themselves, what their goals are, what kinds of opportunities support their goals, and how to achieve those goals.

Students will be developing and reassessing their Individual Pathway Plan (IPP) twice a year with their guidance counsellors and teachers. The IPP is the primary planning tool that engages students to think about who they are (e.g. skills, interests, strengths), the opportunities available to them, and how to set and develop plans to achieve their goals. It's important to remember that a student's plan will vary over time; as they change, and as the world around them changes.

¹ Please consult your Student Success Team to explore Community Living opportunities after secondary school.

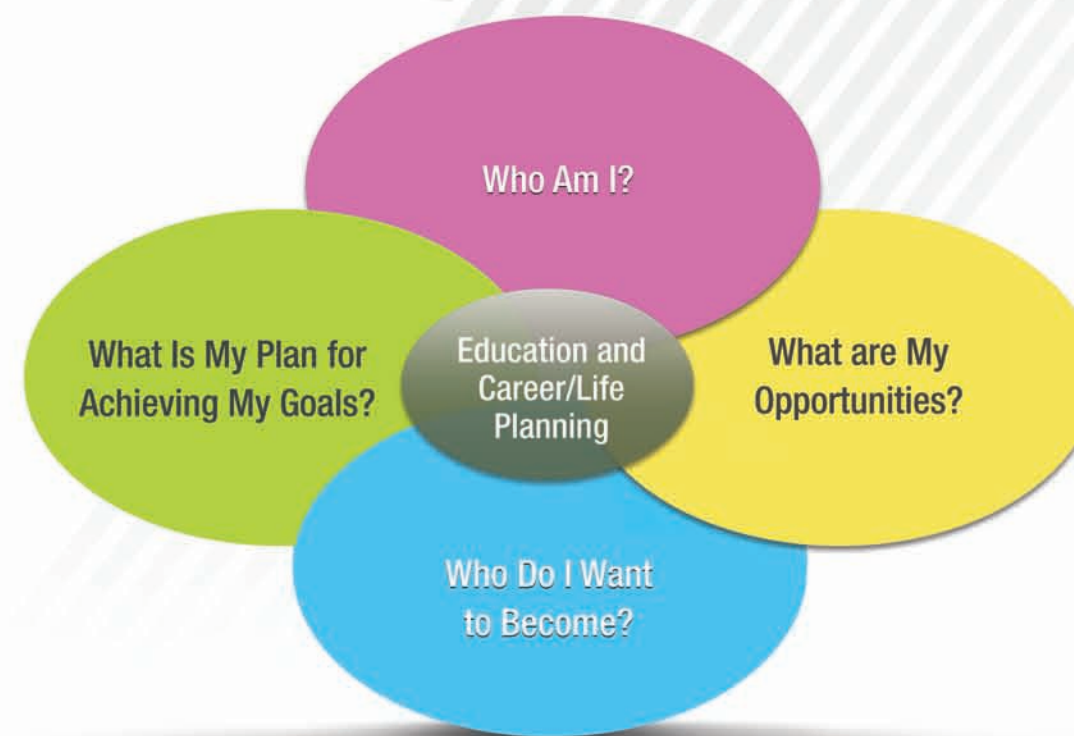


How do I use this guide?

This guide is built upon four **Education and Career/Life Planning** inquiry questions in order to engage parents/guardians in a meaningful conversation with their child about their future, and the options available to them. The four questions are: Who am I? What are my opportunities? Who do I want to become? What is my plan for achieving my goals?

Students acquire the knowledge and skills of education and career/life planning as they develop personally meaningful answers to these four inquiry questions. Take your time when thinking about them. The answers might change over time or after some research, just know that these changes are a normal part of the process.

Online resources are provided within this guide, both as links throughout the document, and in the **Resources** section (page 44).

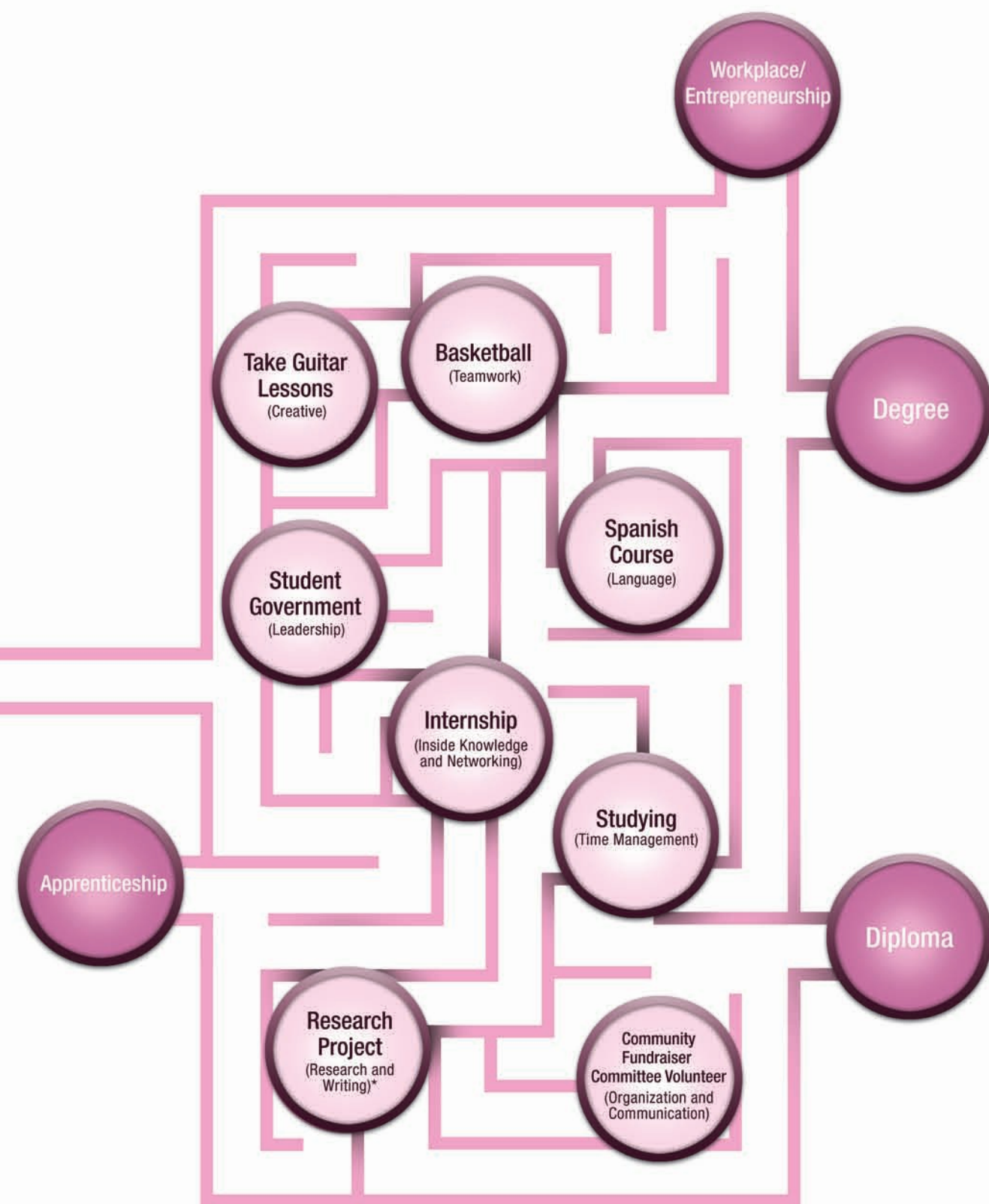


Who Am I?



✓ Meaningful Discussion

✓ My Student Profile



Success is a mixture of skills, competence, luck and hard work: with a bit of effort, I believe the world can be at our feet.

Julie Payette

Canadian astronaut and first Canadian woman to board the International Space Station

* Inspired by University of Toronto 2013 source: <http://www.careers.utoronto.ca/mycareer/getexperience/getExperience.aspx?tr=>

Meaningful Discussion

Using these questions as a starting point, parents/guardians can discuss with their child what really matters to them, and why. There are no right or wrong answers.

Not sure how to answer a question? Find out more using the resources listed, or by visiting the **Resources** section.

Learning	Question	Resources
	What subjects at school do you enjoy the most? What subjects are you the most successful at? What subjects are your least favourite? Why?	Conversations with teachers and guidance counsellors, Individual Pathway Plan, co-op experience, self-assessment quiz, report card, Skill Zone
	What learning activities do you enjoy the most? Do you prefer essays, research, media projects, group projects, etc.? Why?	Individual Pathway Plan, personal reflection, conversations with teachers and guidance counsellors, teacher feedback, report card, myBlueprint
	What sort of learning style keeps you engaged and helps you learn best (e.g. hands-on, reading, written examples, visual, etc.)?	Individual Pathway Plan, Learning Style assessment
	What skills and interests do you most want to maintain after secondary school?	Individual Pathway Plan, personal reflection, experiential learning
	Do you plan to take a gap year (i.e. time spent exploring personal and professional options between educational programs)? What do you hope to achieve during this experience?	Ontario School Counsellors' Association's Gap Year resource

Work	Question	Resources
	Are there fields of interest that appeal to you? What about them do you like/dislike? What kinds of things do you see yourself doing in the future?	Career Cruising myBlueprint Job Bank Made with the Trades Working in Canada National Occupational Classification Individual Pathway Plan
	Who do you know that works in an area you think you would enjoy? Who can you interview to find out more about this area of work?	Working in Canada Job Bank personal conversations
	What work, internship, co-op, and volunteer placement opportunities are available through secondary school? What did you like/dislike about these experiences?	Personal reflection, conversations with teachers and guidance counsellors
	Do you plan to enter directly into the workplace after secondary school, or complete a postsecondary credential first?	Individual Pathway Plan, personal reflection
	If you plan to complete a postsecondary credential, do you plan to work or volunteer during this program?	Personal reflection based upon financial discussion with parents/guardians, guidance counsellors, and teachers

THINK

Key topics about life after secondary school:

1. Living away from home
2. Career pathway
3. Program selection

Financial

Question	Resources
Is it possible for you to live at home after secondary school? What will your living expenses be? What are the costs for each option you're considering?	Budget calculator Contact your financial institution
Do you have the financial means to live away from home?	Assessment based upon financial discussion with parents/guardians, guidance counsellors, and teachers
Is there a savings account or Registered Education Savings Plan (RESP) available to you? How should this money be spent?	Registered Education Saving Plan conversations with family and trusted individuals
Are you eligible for financial assistance and other financial opportunities through the Ontario Student Assistance Program (OSAP)? Are you eligible for 30% off Ontario tuition?	OSAP
Which scholarships, grants, and bursaries can you receive from the school, provincial government, federal government, or private postsecondary institutions?	CanLearn Student Awards parents'/guardians' workplaces, your workplace, religious groups, charitable organizations
Are you eligible for additional financial support?	Additional financial support is available: A-Z List of Aid in Ontario
Which financial institutions offer student loans?	Contact your financial institution

Social

Question	Resources
Do you want to live at home or elsewhere after secondary school? Do you see yourself living in a city or a rural area? Is having your own room important, or would you like to have a roommate? Why?	Personal reflection, conversations with family and trusted individuals
What sort of recreational activities do you see yourself participating in after secondary school (e.g. cultural activities, sports, social clubs, etc.)?	Personal reflection, conversations with family and trusted individuals

My Student Profile

With this profile, students and their parents/guardians can discover how to derive valuable information and experiences from secondary school and use them to build a future. In the end, this information can help shape important decisions for students about their educational and career/life pathways.



Personal Information

Grade:	
Number of Credits Accumulated:	

Sources of Information

Check the ones you use for your reflection.

- | | |
|--|--|
| <input type="checkbox"/> Individual Pathway Plan (IPP) | <input type="checkbox"/> Volunteer opportunities |
| <input type="checkbox"/> Individual Education Plan (IEP)* | <input type="checkbox"/> Guidance counsellor conversations |
| <input type="checkbox"/> Extra-curricular experience | <input type="checkbox"/> Teacher conversations |
| <input type="checkbox"/> Education Quality and Accountability Office (EQAO) score | <input type="checkbox"/> Employment experiences |
| <input type="checkbox"/> Report card feedback | <input type="checkbox"/> Conversations with family members and trusted individuals |
| <input type="checkbox"/> Cooperative education | <input type="checkbox"/> Specialist High Skills Major (SHSM) or Dual Credit |
| <input type="checkbox"/> Self-assessment quizzes | <input type="checkbox"/> Ontario Youth Apprenticeship Programs (OYAP) |
| <input type="checkbox"/> Experiential learning opportunities (e.g. job shadowing, job twinning etc.) | <input type="checkbox"/> Community involvement |

*Individual Education Plan (IEP): a written plan describing the special education program and/or services required by a particular student (Ministry of Education website, 2013)

Available Online Resources

Not sure of the answer? Want to explore more? Visit these websites and see the Resources section (page 43).

- | | |
|----------------------------------|---|
| Skills Zone | Career Cruising |
| myBlueprint | Specialist High Skills Major (SHSM) |
| Essential Skills | Ontario Youth Apprenticeship Program (OYAP) |

Create your Student Profile:

Learning Style

(e.g. Visual, like to use graphs and videos)

Strengths

(e.g. Athletics, working with children, creativity, arts, working with my hands, construction)

Skills

(e.g. Problem solving, writing, editing, time management, leadership, cooking)

Values

(e.g. Be able to structure my own schedule/work, cultural or religious accommodation)

Interests

(e.g. Music, fine art, woodworking, creating experiments, sports, green initiatives)

Accomplishments

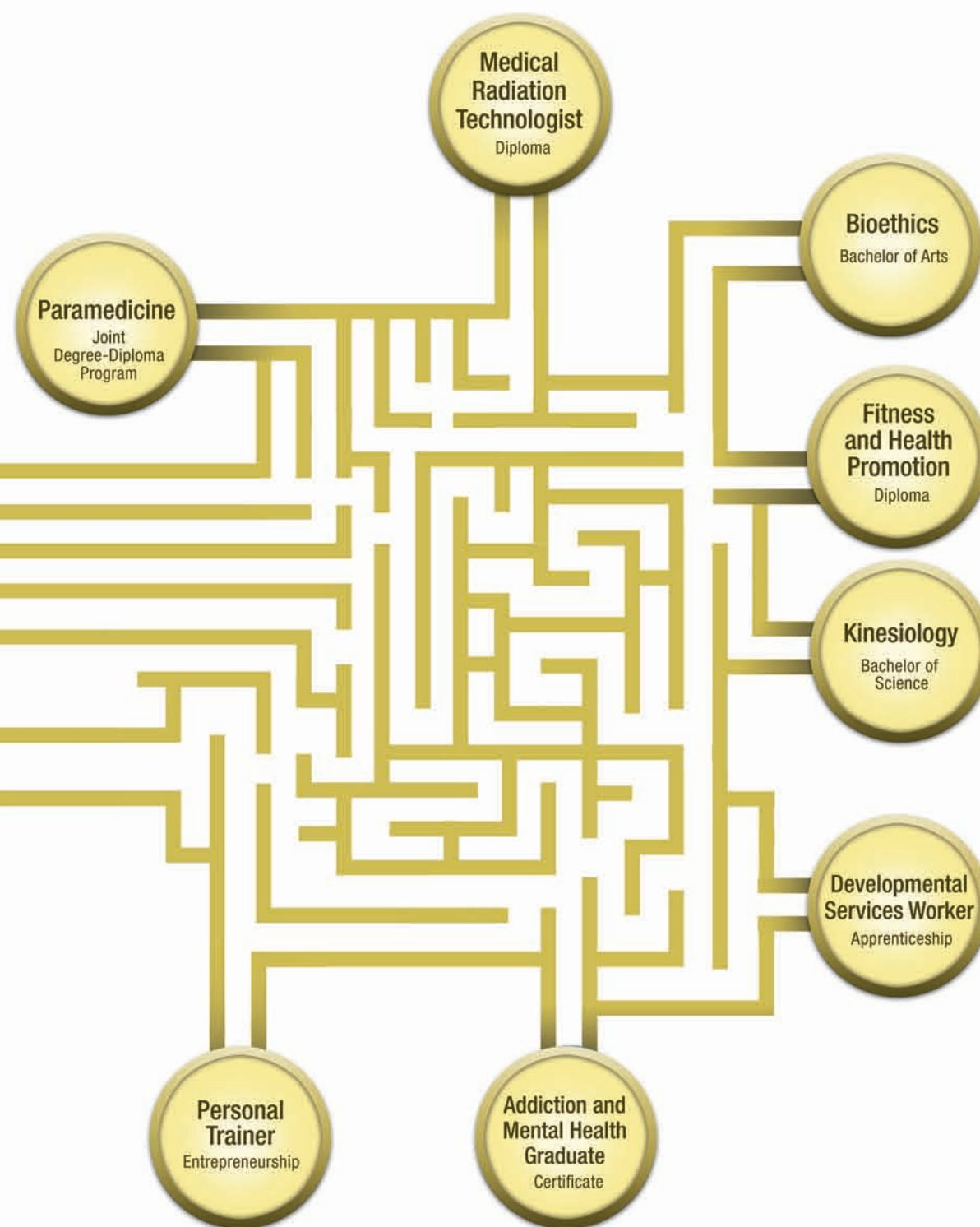
(e.g. Volunteer certificate at senior's home, dance club at school, travelled to Kenya, math award)

What Are My Opportunities?

- ✓ Pathway Options
- ✓ Postsecondary Credentials
- ✓ Pathways to Apprenticeship
- ✓ Pathways to Career Colleges, Colleges, and Universities
- ✓ Mapping Your Future: Publicly Funded Career Colleges, Colleges, and Universities in Ontario
- ✓ Gap Year Option
- ✓ Pathways to the workplace and Entrepreneurship



I want to work in the Health Industry

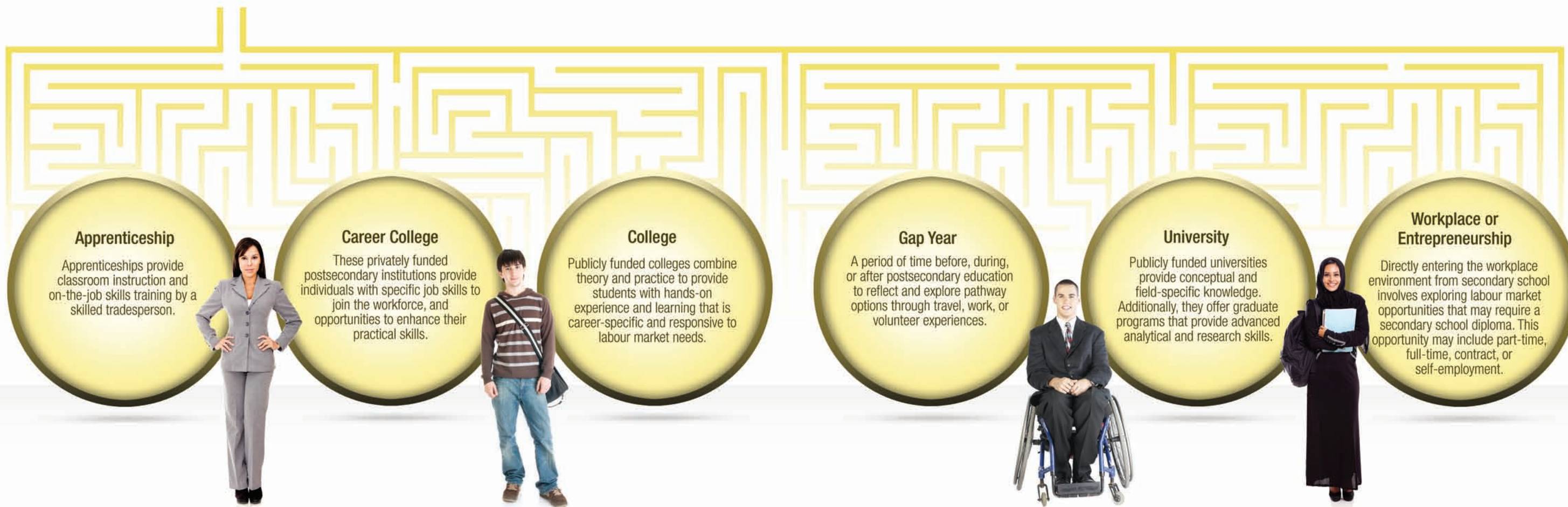


Leave the beaten track behind occasionally and dive into the woods. Every time you do you will be certain to find something you have never seen before.

Alexander Graham Bell
Inventor of the first practical telephone

Pathway Options

There are many pathways to a student's success, and many options available after secondary school. Some students might have a clear sense of their path, while others may be more uncertain, or might change their minds (and that's okay).



Postsecondary Credentials

In Ontario, many schools now offer a range of postsecondary credentials, from trade certifications and diplomas, to degrees and certificates. Some important things to remember:

- Some institutions may have additional requirements specific to their program.
- You typically need a high school diploma to attend any postsecondary institution in Ontario. However, if you are 19 or older, you may be able to apply as a mature applicant without a diploma.

Considering a professional occupation such as a teacher, doctor, lawyer, or pharmacist? Some programs require undergraduate credentials, while others have undergraduate entry available. Depending on the program, there may be a standardized aptitude test or additional admission requirements. Check with your guidance counsellor to learn more.

This table was inspired by the Ontario Qualifications Framework (OQF) and the Ontario Council on Articulation Transfers.

🌐 www.tcu.gov.on.ca/pepq/programs/oqf/



Credential	Institution	Admission Standards	Typical Duration	Offerings
Apprenticeship: Essential skills and knowledge for a skilled trade. Learning occurs in the classroom and on the job, under the direction of more experienced workers	Ontario Youth Apprenticeship Program (OYAP) with the Ministry of Training, Colleges and Universities Cooperative Diploma Apprenticeship Program at a College or union/ employer training centres	OYAP: Full-time Grade 11 and 12 students who are at least 16 years old College programs: Ontario Secondary School Diploma, OR mature status	2-5 years (depending on the trade or occupation)	Complete classroom instruction and on-the-job skill training Apprentices are paid employees in training Earn a salary as an employee
Certificate: Essential skills and practical knowledge for entry-level employment in a specific occupation, or a limited range of occupations	Colleges Career Colleges Some Universities	Ontario Secondary School Diploma with C, M, or U credits OR equivalent OR mature status	Typically 1 year, often shorter	May provide preparation for diploma and advanced diploma programs
Degree: Broad understanding and some detailed knowledge within one or more disciplines or majors	Universities Some Colleges Some Career Colleges	Ontario Secondary School Diploma with 6 Grade 12 M or U credits, OR equivalent	Degree: 3 years Honours Degree: 4 years	Provides entry requirements for professional degrees Required for some professional designations Some programs include co-op, internships, professional experience years, and other work placement opportunities
Degree and Diploma/Certificate: Collaborative programs between universities and colleges that offer both a degree and diploma/certificate, or transferring opportunities between institutions in a select number of disciplines	Participating Universities and Colleges	Ontario Secondary School Diploma with 6 Grade 12 M or U credits, OR equivalent 🌐 ON Transfer	Varies	Provides entry requirements for professional/advanced degrees May include paid or unpaid work experience
Diploma: Essential employability skills, conceptual knowledge, and occupational or technical skills required for employment in a range of occupations	Colleges Career Colleges Some Universities	Ontario Secondary School Diploma with C, M, or U credits OR equivalent OR mature status	Diplomas: 2 years Advanced Diplomas: 3 years	May offer compressed or accelerated format for university graduates May include paid or unpaid work experience

Pathways to Apprenticeship

There are hundreds of careers that offer apprenticeship training. Discover the varied sectors/types of work available through these five steps to be taken when exploring apprenticeship pathways:

1. Do some research

See the Resources section (page 44) for further information.

Consider the various interests, opportunities, benefits, processes, and requirements by asking:

What is an apprenticeship/skilled trade? What are the benefits? Why should I pursue a career in the skilled trades?

What industry/sector/trade interests me? What are the major sectors? What does a "day in the life" look like? What are the scopes of practice? What does the trade really involve?

What information do I need to understand the requirements/processes? Are there any pre-requisite courses? Are there academic minimums or practical realities of the trade that influence eligibility? How long will certification take?

Use these informational links to learn more. You can also consult your Guidance Counsellor, Co-op Educator, or the Employment Ontario Hotline at 1-800-387-5656.

[Ontario Construction Secretariat](#)

[Ministry of Training, Colleges and Universities](#)

[Careers in Civil Construction](#)

[Tradeability](#)

[Made with the Trades](#)

[Apprentice Search](#)

[Ontario College of Trades](#)

[Ontario Colleges](#)

[Ontario Youth Apprenticeship Program](#)

[First Work](#)

[Labour Market Information \(LMI\)](#)

The Four Sectors:

Construction (42 Trades)
e.g. Painter & Decorator, Sheet Metal Worker, Sprinkler & Fire Protection Installer, etc.

Motive Power (21 Trades)
e.g. Auto Body Repairer, Heavy Duty Equipment Technician, Marine Engine Technician, etc.

Industrial (54 Trades)
e.g. Welder, Instrumentation & Control Technician, Industrial Mechanic Millwright, etc.

Service (39 Trades)
e.g. Hair Stylist, Arborist, Chef, Child Development Practitioner, etc.

2. Select an educational path

Apprenticeship and careers in the skilled trades can be initiated through different educational paths. Choose the one that's best for you. Speak to your Co-op Teacher or Guidance Counsellor for more information.

* Remember Entrance Requirements

Academic minimums apply for both Grade 10 and 12 requirements. Some institutions may also set trade requirements above and beyond the legislated minimums, as well as instituting specific course requirements within their own eligibility criteria. Make sure you meet & exceed trade requirements, and are prepared for what's to come!

OYAP & Co-op Placement Options:

Start an apprenticeship while in high school
Earn credits towards your diploma

Complete Level 1 in-class requirements while in high school
Progress from OYAP into a traditional apprenticeship

Traditional Apprenticeship Process:

Select a trade to pursue
Find an employer/sponsor

Complete in-school and on-the-job requirements
In-school requirements may be provided by a Public College or Private Delivery Agency (including a Union Training Centre)

Pre-Apprenticeship Programs through the Ministry of Training, Colleges & Universities:

MTCU funds trade specific pre-apprenticeships that allow you to experience the trade prior to full commitment

You may receive credit towards Level 1, but completion of traditional apprenticeship is still necessary

College Skilled Trades Programs (1-2 years):

Sector-specific college programs provide detailed exposure & training as well as enhanced employability

Completion of the traditional apprenticeship may still be necessary

3. Know your financial incentives

There are several financial incentives currently available to support the completion of an apprenticeship pathway. Contact Employment Ontario at 1-800-387-5656 to learn more.

Loan for Tools

Tradesperson's Tools Deduction: Up to \$500

Apprenticeship Scholarship: \$1,000

Support for non-Employment Insurance Eligible Apprentices during in-school training: Up to \$1,500

Apprenticeship Completion Bonus in Non-Red Seal Trades: \$2,000

Apprenticeship Incentive Grant for Red Seal Trade Program: \$1,000

Apprenticeship Completion Grant for Red Seal Trade Program: \$2,000

Support for employers/sponsors is also available:

Apprenticeship Job Creation Tax Credit, Apprenticeship Training Tax Credit, Employer Bonus, Apprenticeship Employer Signing Bonus, etc.

4. Learn and progress through your apprenticeship

Apprenticeship is a postsecondary education. Remember to take your time and progress through the two key elements of the apprenticeship:

1. In-school requirements

2. On-the-job requirements

Whether you're in high school, college, or are actively part of the apprenticeship process, there is always someone there to help guide you. Look to your co-op teachers and guidance counselors for support, or contact your Employment Ontario Hotline at 1-800-387-5656.

5. Complete your certification

Certificate of Qualification:

Complete the Provincial or Red Seal qualification exam with a minimum of 70%. In some trades this is not compulsory, but many employers require it. For trades without an exam, completion of your CofA makes you eligible for a CofQ with your College Membership. Join the College of Trades as a certified Journeyman.

Certificate of Apprenticeship:

Submit your completed Apprenticeship Training Standard to your Employment and Training Consultant at the Ministry of Training, Colleges and Universities. The Ministry will also verify the completion of your in-school requirements.

Pathways to Career Colleges, Colleges, and Universities

The following four steps outline how to apply to a career college, college, or university.

1. Research program options

Use the keywords from your **Student Profile** (page 10) to find programs that match your academic interests.

Career Colleges in Ontario Individual websites, [Private Career College Search](#)

Public Colleges in Ontario [Colleges Ontario](#)

Universities in Ontario [eINFO](#)

2. Get the details

In addition to consulting the resources above (or on page 44), you can find further details through these sources.

School websites

Campus tours

Academic calendars

3. Compare your options

Use the **Pathway Profile** (page 38) to review important information about each program you are considering.

Guidance Counsellors & Educators

Past students & online student portals

Fairs/Informational sessions

4. Apply

Submit your application(s) through the appropriate channels based on your chosen pathway. See the **Month-by-Month** breakdown (page 42) for important deadline dates.

Career Colleges: Individual websites, [Private Career College Search](#)

Colleges: [Colleges Ontario](#)

Universities: [Ontario Universities' Application Centre \(OUAC\)](#)

Online Learning

Online learning (also known as distance education) can be an alternative to attending on-campus classes on a regular basis. Ontario offers certificates, diplomas, and degree courses online, with 18,000 courses and +1,000 online and distance education programs.

Visit [Ontario Learn](#) [Contact North](#) [Canadian Virtual University](#)

[Private Postsecondary Institutions](#)

Private postsecondary institutions are given partial degree-granting authority.

[Aboriginal Programs and Institutions](#)

There are many Aboriginal institutes that partner with colleges and universities to offer degree programs, apprenticeship programs, certificate programs, and diplomas in Canada.

[French-Language Programs and Postsecondary Institutions](#)

There are two publicly funded French-language colleges, and nine French-language and bilingual schools offering university programs.

REMEMBER!

Learning is an ongoing process. Students might want to transfer between pathways or decide to get more credentials later on. See [ONTransfer](#) for more details.

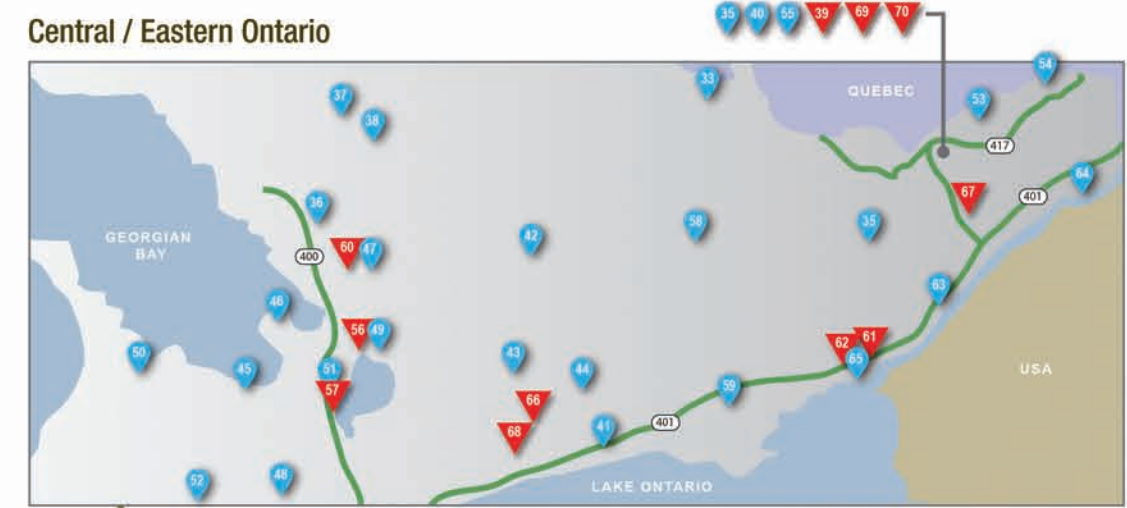
KNOW YOUR OPTIONS!

- Start your research early to ensure that you are taking the right courses in Grade 11 and 12 to meet admission requirements.
- Use keywords in your search since specific program names can vary widely.
- Remember:** Similar programs may have different names, and programs with similar names might be different!
- Examine the admission requirements carefully to see if you meet them.
- Make note of supplementary requirements like portfolios, written profiles, interviews, auditions, etc.
- Make note of deadlines, especially for supplementary documentation.

Mapping Your Future: A Visual Guide to Publicly Funded Colleges and Universities in Ontario



Northern Ontario



Central / Eastern Ontario



Greater Toronto Area



Southern Ontario

- ▼ University
- College
- Highway (400 Series)
- Trans Canada Highway

REMEMBER!

Live far from a potential school or workplace? Visit their website for a virtual tour, or plan to travel during non-school days such as March Break.

* Match number on map to corresponding item in our list of universities and colleges (see next page)
 ** Map is not to scale and locations are approximate. Please consult institution website for exact location and directions.
 *** Collaborative programs between universities and colleges may not appear on map. Please consult institution for further details.

Mapping Your Future: A Visual Guide to Publicly Funded Colleges and Universities in Ontario

Northern Ontario

1	Algoma University
2	Algoma University at Timmins
3	Cambrian College - Espanola Campus
4	Cambrian College - Manitoulin Campus
5	Cambrian College of Applied Arts and Technology
6	Canadore College - Aviation Campus
6	Canadore College - Commerce Court Campus
6	Canadore College - Downtown Office
7	Canadore College - Mattawa Campus
8	Collège Boréal
9	Collège Boréal - Hearst Campus
10	Collège Boréal - Kapuskasing Campus
11	Collège Boréal - New Liskeard Campus
12	Collège Boréal - Nipissing Campus
13	Confederation College - Dryden Campus
14	Confederation College - Greenstone Campus
15	Confederation College - Northshore Campus (Marathon)
16	Confederation College - Rainy River District Campus
17	Confederation College - Red Lake Campus
18	Confederation College - Sioux Lookout Campus
19	Confederation College - Wawa Campus
20	Confederation College- Lake of the Woods Campus
21	Confederation College of Applied Arts and Technology
22	Lakehead University - Thunder Bay Campus
23	Laurentian University
24	Laurentian University - Hearst Campus
25	Laurentian University - Kapuskasing Campus
26	Laurentian University- Timmins Campus
27	Nipissing University
28	Northern College - Hailbury Campus
29	Northern College - Kirkland Lake Campus
30	Northern College - Moosonee Campus
31	Northern College- Porcupine Campus
32	Sault College

Central / Eastern Ontario

33	Algonquin College - Pembroke Campus
34	Algonquin College - Perth Campus
35	Algonquin College of Applied Arts and Technology
36	Canadore College - Parry Sound Campus
37	Canadore College - West Nipissing Campus
38	Canadore College of Applied Arts and Technology
39	Carleton University
40	Dominican University College
41	Fleming College - Cobourg Campus
42	Fleming College - Haliburton Campus
43	Fleming College - Lindsay Campus
44	Fleming College - McRae Campus
4	Fleming College - Sutherland Campus
45	Georgian College - Collingwood Campus
46	Georgian College - Midland Campus
47	Georgian College - Muskoka Campus
48	Georgian College - Orangeville Campus
49	Georgian College - Orillia Campus
50	Georgian College - Owen Sound Campus
51	Georgian College of Applied Arts and Technology
52	Humber College - Orangeville Campus
53	La Cité Collégiale - Campus Alphonse-Desjardins
54	La Cité Collégiale - Campus de Hawkesbury
55	La Cité Collégiale - Campus d'Ottawa
56	Lakehead University - Orillia Campus
57	Laurentian University - Barrie Campus
58	Loyalist College Bancroft Campus
59	Loyalist College of Applied Arts and Technology
60	Nipissing University - Muskoka Campus
61	Queen's University
62	Royal Military College
63	St. Lawrence College - Brockville Campus
64	St. Lawrence College - Cornwall Campus
65	St. Lawrence College of Applied Arts and Technology
66	Trent University
67	University of Guelph - Kemptville Campus
68	University of Ontario Institute of Technology
69	University of Ottawa
70	University of St. Paul (affiliate of the University of Ottawa)

Southern Ontario

71	Algoma University at St. Thomas
72	Brock University
73	Conestoga College - Cambridge Campus
74	Conestoga College - Guelph Campus
75	Conestoga College - Ingersoll Campus
76	Conestoga College - Stratford Campus
77	Conestoga College - Waterloo Campus
78	Conestoga College Institute of Technology and Advanced Learning
79	Conrad Grebel University (affiliate of the University of Waterloo)
80	Fanshawe College - Simcoe Campus
81	Fanshawe College - St. Thomas Campus
82	Fanshawe College - Tillsonburg Campus
83	Fanshawe College - Woodstock Campus
84	Fanshawe College of Applied Arts and Technology
85	Kings University College
86	Lambton College of Applied Arts and Technology
87	McMaster University
88	Mohawk College - Brantford Campus
89	Mohawk College - IAHS (Mohawk-McMaster Institute for Applied Health Sciences)
90	Mohawk College - STARRT Campus
91	Mohawk College of Applied Arts and Technology
92	Niagara College - Maid of the Mist Campus
93	Niagara College - NOTL Campus
94	Niagara College of Applied Arts and Technology
95	Nipissing University - Brantford Campus
79	Renison University College (affiliate of the University of Waterloo)
96	St. Clair - Downtown Campus
97	St. Clair - Thames Campus
98	St. Clair - Windsor MediaPlex Campus
99	St. Clair College of Applied Arts and Technology
79	St. Jerome University (affiliate of the University of Waterloo)
79	St. Paul's University College (affiliate of the University of Waterloo)
100	University of Guelph
79	University of Waterloo
101	University of Windsor
102	Western University
102	Western University - Brescia University College
103	Wilfrid Laurier University
104	Wilfrid Laurier University- Brantford Campus

Greater Toronto Area

105	Algoma University at Brampton
106	Centennial College
107	Centennial College - Ashtonbee Annex
108	Centennial College - Centre for Creative Communications
109	Centennial College - Midland Campus
110	Centennial College - Morningside Campus
111	Centennial College - Progress Campus
112	Collège Boréal - Toronto Campus
113	Durham College - Whitby Campus
113	Durham College of Applied Arts and Technology
114	George Brown College - Casa Loma Campus
115	George Brown College of Applied Arts and Technology St. James Campus
116	Humber College - Lakeshore Campus
117	Humber College Institute of Technology and Advanced Learning
118	La Cité Collégiale - Bureau d'affaires de Toronto
119	Lambton College - Toronto Campus
120	OCAD University
121	Ryerson University
122	Seneca College - Buttonville Campus
123	Seneca College - King Campus
124	Seneca College - Markham Campus
125	Seneca College - York Campus
126	Seneca College of Applied Arts and Technology
127	Sheridan College - Davis Campus (Brampton)
128	Sheridan College - Hazel McCallion Campus (Mississauga)
129	Sheridan College - Trafalgar Campus (Oakville)
130	The Michener Institute of Applied Health Sciences
131	Trent University - Oshawa Campus
132	University of Guelph - Humber Campus
133	University of Toronto
134	University of Toronto Mississauga
135	University of Toronto Scarborough
136	York University
137	York University - Glendon College

- ▼ University
- College

Gap Year Option

Popularized in Australia and the UK, this is a period of time — either before, during, or after postsecondary — during which a student explores career and personal interests through work, volunteering, and/or travel. Some of the most prestigious schools in North America encourage it.

What do you want out of this year?

Check the ones that reflect your goals.

- | | |
|---|--|
| <input type="checkbox"/> Connect with a new network of people | <input type="checkbox"/> Develop and/or improve skill sets |
| <input type="checkbox"/> Explore new occupational fields | <input type="checkbox"/> Enhance résumé |
| <input type="checkbox"/> Discover and travel to new communities | <input type="checkbox"/> Gain self-confidence |
| <input type="checkbox"/> Gain independence | <input type="checkbox"/> Enhance emotional intelligence |
| <input type="checkbox"/> Understand global communities | <input type="checkbox"/> Determine next pathway |
| <input type="checkbox"/> Reflect on my life and privilege | |

Available Online Resources

See the Resources section (page 44) for further information.

- [Ⓢ Volunteer Canada](#) [Ⓢ Canadian International Development Agency \(CIDA\): Youth Zone](#)
- [Ⓢ Young Canada Works](#) [Ⓢ CISV International](#)
- [Ⓢ Exchanges Canada](#) [Ⓢ International Experience Canada](#)
- [Ⓢ My Gap Year](#)

My Goals for the Year

What are my opportunities? Speak with your guidance counsellor or mentor to explore various options that might fit your personal/career goals.

Work

Travel

Volunteer

Skill Development

Funding My Gap Year

Estimated Costs

(e.g. Travel costs, living expenses)

Estimated Funds

(e.g. Income opportunities, savings)

REMEMBER!

Some postsecondary schools/programs will allow you to defer your admission. Make sure to read program criteria (e.g. scholarships) carefully as a gap year might influence your eligibility. Contact potential schools/programs to learn more.

Pathways to the Workplace or Entrepreneurship

The pathway to work is different for everyone. Some students might enter directly from secondary school, whereas others might work or volunteer part-time while pursuing a credential. Speak with your secondary school guidance counsellor, potential postsecondary school's Career Services representative, or your Employment Ontario branch to learn more.

Work-Ready Checklist

Check the ones you use.

- | | |
|---|---|
| <input type="checkbox"/> Résumé and Cover letter | <input type="checkbox"/> Employment mentor |
| <input type="checkbox"/> Mock Interview | <input type="checkbox"/> Social Insurance Number (SIN) |
| <input type="checkbox"/> Job Search Tools (e.g. web search) | <input type="checkbox"/> Networking skills |
| <input type="checkbox"/> Experience: Volunteer, co-op, internship, apprenticeship, paid work | |

Youth Employment Services

These services assist youth in their transition to the workplace with résumé writing, job search, interview preparations and more. See the Resources section (page 44) for further information.

- [Youth Connect](#)
- [Mazemaster](#)
- [First Work](#)
- [Service Ontario Job Bank: Students Only](#)
- [Canadian Forces](#)

Youth Entrepreneurship Services

See the Resources section for further information.

- [One Source](#)
- [Canadian Youth Business Foundation](#)
- [Ontario Global Edge](#)
- [Canada Business Ontario](#)
- [Social and Enterprise Development Innovations](#)
- [Ministry of Economic Development, Trade and Employment](#)
- [Youth Entrepreneurship Partnerships](#)
- [Canada Revenue Agency](#)

10 Personality Traits of an Entrepreneur

According to the Ministry of Economic Development, Trade and Employment, here are the top 10 personality traits of an entrepreneur.

- | | |
|--|---|
| <input type="checkbox"/> Self-confident | <input type="checkbox"/> Resourceful |
| <input type="checkbox"/> Independent and self-motivated | <input type="checkbox"/> Flexible |
| <input type="checkbox"/> Ambitious | <input type="checkbox"/> Thorough |
| <input type="checkbox"/> Self-disciplined and organized | <input type="checkbox"/> Hardworking and committed |
| <input type="checkbox"/> Realistic | <input type="checkbox"/> Determined and persistent |

Summer and Postsecondary Employment Opportunities

See the Resources for further information.

General

- [Summer Jobs](#)
- [Summer camps](#)

Government Opportunities

- [Ontario Summer Employment Programs](#)
- [Ontario Summer Job Service](#)
- [Canada Summer Jobs](#)

Student Summer Business

- [Summer Company](#)

Internships

- [Career Edge](#)
- [Youth Canada Works](#)
- [Ontario Internship Program](#)

Work-Study programs & Co-op programs: Explore the career services available on campus for job, volunteer, and internship postings. Remember, recruitment for opportunities typically occurs a few months before the intended start day.

REMEMBER!

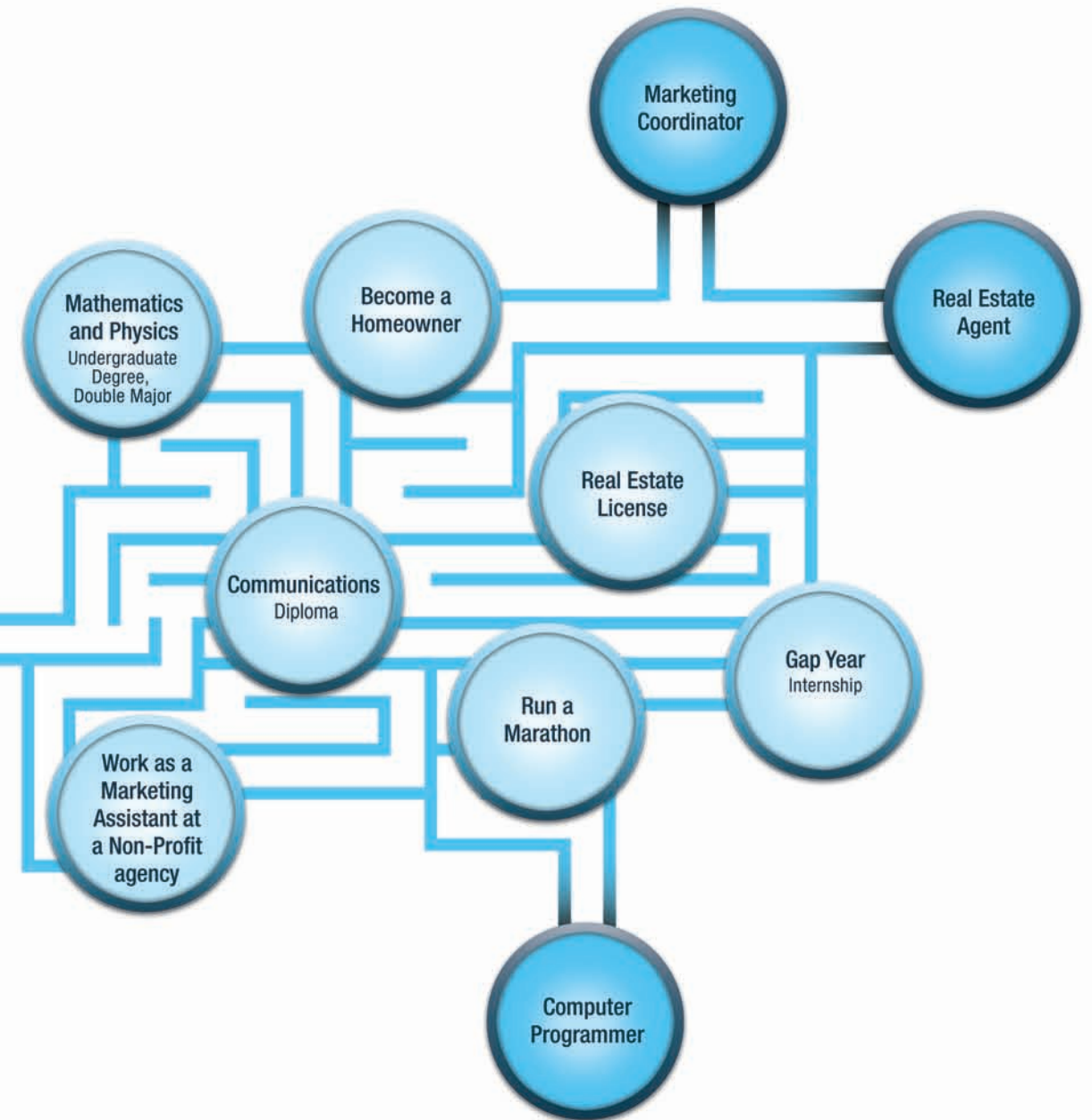
Learn more about finances for new graduates:

- [Cost of My Future](#)
- [The Debt Free Graduate](#) by author Murray Baker

Who Do I Want to Become?

What's Available in My Pathway?

My Must-Have List



I just wish people would realize that anything is possible if you try. Dreams are made if people try.

Terry Fox

Humanitarian and cancer research activist

What's Available in My Pathway?

The services provided to students and new employees can vary greatly. If they aren't provided, they can be supplemented by governmental/private services in the community. Here are just a few examples of what can be offered:

Recreational Services



Clubs

Personal interest groups, social/political activism, sports teams, drop-in classes, course/program unions.



Athletic Services

Health facilities (e.g. gym, pool, courts), childcare programs, varsity (highly competitive) and intramural (recreational) sports teams, drop-in and fitness classes.



Positive Space Campaigns

Sexual and gender diversity resources, programs, and events.

Learning Services



Disability Services

Assessment and accommodation support (e.g. ergonomic, test/exams, note taking), financial resources, etc. In employment settings, these services are available through the Human Resources department.



Libraries*

Hard copy and online resources, research help, computer labs, learning commons.



Academic Centres*

Studying and writing workshops, learning strategies, tutoring, in-person/online resources.



Technology Labs*

Many schools offer electronic tools and resources.

* These services are typically found at educational institutions.

Career Planning



Professional Development and Career Services

Workshops, mentorship, job shadowing/coaching programs.



Leadership Development

Extra and co-curricular activities.

Personal Care



Housing

On and off-campus or worksite residences.



Health Services

Health and dental plans, counselling, psychological services, health promotion programs, workshops, and resources.

REMEMBER!

Do your homework on potential schools/workplaces!

Social Media: Learn about your potential school or workplace through media outlets like Twitter, Facebook, blogs, and portals.

Get Involved: Many campuses have summer, school year, or March Break programs available to secondary students.

Take a Tour: Visit the website or call to find out more about campus tours. Not sure where to find this information? Speak with your guidance counsellor.

Ask for an Informational Interview: Contact your employer before you apply.

My Must-Have List

With so many options out there, finding the 'right' one can be challenging for any student. It's important to set priorities about what sort of learning, social, financial, and career expectations are held.

The following exercise will help you achieve this. Evaluating priorities is an essential piece of the puzzle towards choosing a path, and students need to be honest with themselves and their parents/guardians to discover what's best for them.

Learning

For each category, check its priority level.

	Not Necessary	Nice to Have	Must-Have
Links to my learning style	<input type="checkbox"/>	<input type="checkbox"/>	<input type="checkbox"/>
Flexibility in education/career path changes	<input type="checkbox"/>	<input type="checkbox"/>	<input type="checkbox"/>
Disability services	<input type="checkbox"/>	<input type="checkbox"/>	<input type="checkbox"/>
Library resources	<input type="checkbox"/>	<input type="checkbox"/>	<input type="checkbox"/>
Technology labs	<input type="checkbox"/>	<input type="checkbox"/>	<input type="checkbox"/>
Personal interest	<input type="checkbox"/>	<input type="checkbox"/>	<input type="checkbox"/>
Academic services (e.g. writing centre)	<input type="checkbox"/>	<input type="checkbox"/>	<input type="checkbox"/>
Other	<input type="checkbox"/>	<input type="checkbox"/>	<input type="checkbox"/>

Must-Have Statement


I must have disability services available to me. 

Financial

For each category, check its priority level.

	Not Necessary	Nice to Have	Must-Have
Scholarships, bursaries, awards, and tax credits available	<input type="checkbox"/>	<input type="checkbox"/>	<input type="checkbox"/>
Funding opportunities (e.g. OSAP, private loans)	<input type="checkbox"/>	<input type="checkbox"/>	<input type="checkbox"/>
Income opportunities	<input type="checkbox"/>	<input type="checkbox"/>	<input type="checkbox"/>
Financial incentives (e.g. bonus, entry scholarship)	<input type="checkbox"/>	<input type="checkbox"/>	<input type="checkbox"/>
Medical and life benefits	<input type="checkbox"/>	<input type="checkbox"/>	<input type="checkbox"/>
Opportunity to make more money in the future	<input type="checkbox"/>	<input type="checkbox"/>	<input type="checkbox"/>
Other	<input type="checkbox"/>	<input type="checkbox"/>	<input type="checkbox"/>

Must-Have Statement

I must have medical benefits and income opportunities in my next pathway 

Social

For each category, check its priority level.

	Not Necessary	Nice to Have	Must-Have
Fits with culture and/or religion	<input type="checkbox"/>	<input type="checkbox"/>	<input type="checkbox"/>
Access to social activities	<input type="checkbox"/>	<input type="checkbox"/>	<input type="checkbox"/>
Access to volunteer opportunities	<input type="checkbox"/>	<input type="checkbox"/>	<input type="checkbox"/>
Access to sports clubs and facilities	<input type="checkbox"/>	<input type="checkbox"/>	<input type="checkbox"/>
Environmental/social consciousness of the institution	<input type="checkbox"/>	<input type="checkbox"/>	<input type="checkbox"/>
Positive space/atmosphere	<input type="checkbox"/>	<input type="checkbox"/>	<input type="checkbox"/>
Feeling of safety	<input type="checkbox"/>	<input type="checkbox"/>	<input type="checkbox"/>
Location	<input type="checkbox"/>	<input type="checkbox"/>	<input type="checkbox"/>
Work-life integration	<input type="checkbox"/>	<input type="checkbox"/>	<input type="checkbox"/>
Manageable workload	<input type="checkbox"/>	<input type="checkbox"/>	<input type="checkbox"/>
Other	<input type="checkbox"/>	<input type="checkbox"/>	<input type="checkbox"/>

Must-Have Statement


I must have a access to sport clubs and live in a positive environment. 

Career

For each category, check its priority level.

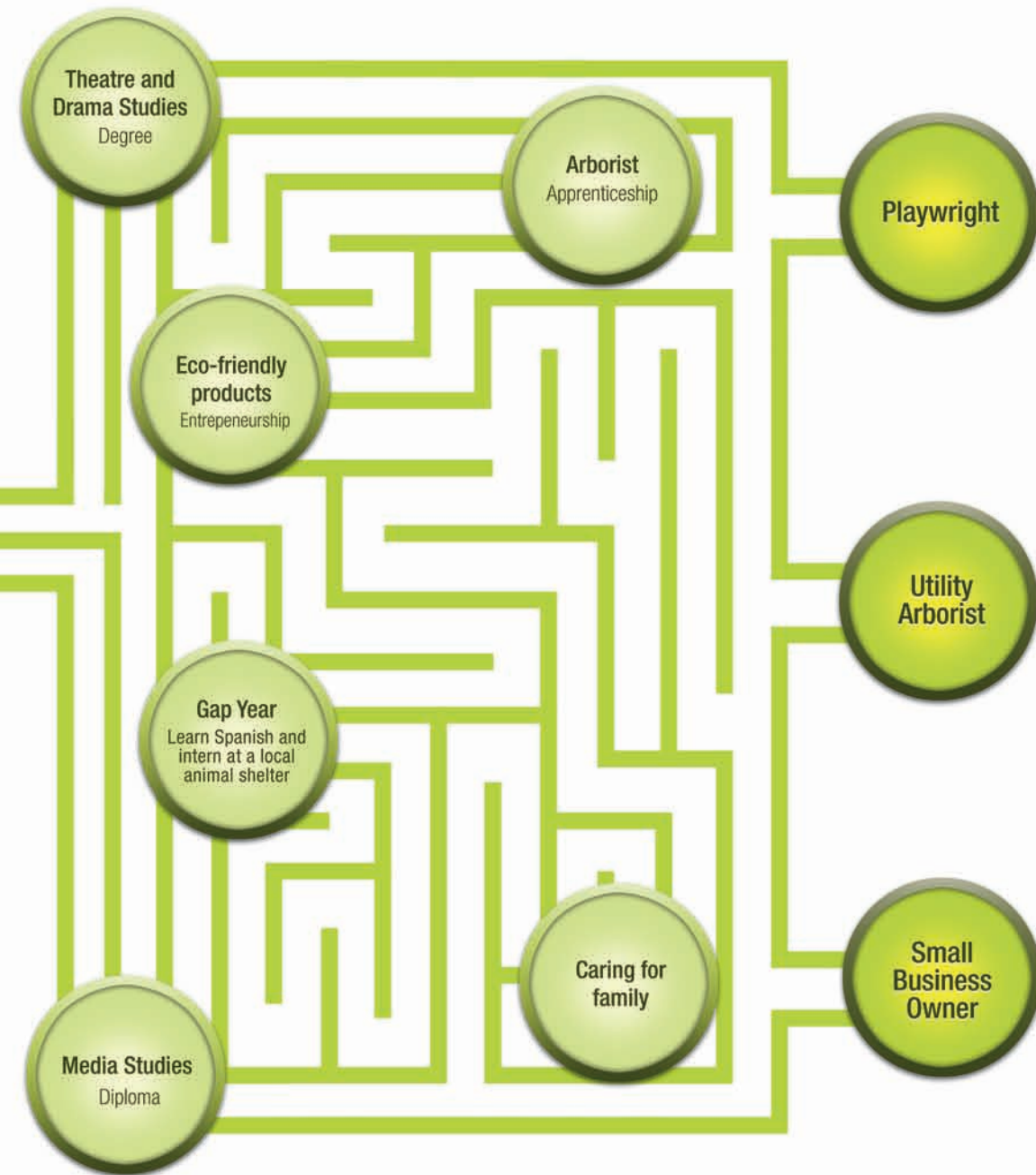
	Not Necessary	Nice to Have	Must-Have
Reputation of school or workplace	<input type="checkbox"/>	<input type="checkbox"/>	<input type="checkbox"/>
Career preparation/advancement	<input type="checkbox"/>	<input type="checkbox"/>	<input type="checkbox"/>
Co-op, internship, and work-related opportunities	<input type="checkbox"/>	<input type="checkbox"/>	<input type="checkbox"/>
Sense of prestige for the program or career opportunity	<input type="checkbox"/>	<input type="checkbox"/>	<input type="checkbox"/>
Career Centre	<input type="checkbox"/>	<input type="checkbox"/>	<input type="checkbox"/>
Job security (e.g. length of position, promotion opportunities)	<input type="checkbox"/>	<input type="checkbox"/>	<input type="checkbox"/>
Other	<input type="checkbox"/>	<input type="checkbox"/>	<input type="checkbox"/>

Must-Have Statement

My next pathway option must have good career preparation for becoming a educational assistant. 

What Is My Plan for Achieving My Goals?

- ✓ My Pathway Profile
- ✓ My Plan: Year by Year
- ✓ My Plan: Month by Month



You miss 100% of the shots you don't take.

Wayne Gretzky
Professional athlete

My Pathway Profile

You can complete this Pathway Profile for each of the pathways being considered. This may take some time, but be sure to consult as many sources as possible. Do online research, and don't hesitate to speak with teachers and guidance counsellors at school.

Pathway Information

Describe your pathway option.

Opportunity (program/position):	
Name of school/worksite:	
Qualification type:	
Program/position length:	
Distance from home:	
Deadline to apply:	
Where to apply:	

Sources of Information

Check the ones you use.

<input type="checkbox"/> Campus/work tours	<input type="checkbox"/> Guidance conversations
<input type="checkbox"/> School/work websites	<input type="checkbox"/> Social media
<input type="checkbox"/> Informational interviews	<input type="checkbox"/> Friend/family conversations
<input type="checkbox"/> Fairs	<input type="checkbox"/> Discussions with instructors
<input type="checkbox"/> Program calendars	<input type="checkbox"/> Conversation with current students, instructors, industry representatives, and/or employees

Available Online Resources

Not sure of the answer or want to explore more? Visit these websites or see the [Resources](#) (page 46) for further assistance.

- | | |
|----------------------------------|---|
| Red Seal | eINFO: Ontario University Information |
| CanLearn | Ministry of Training, Colleges and Universities |
| Ellis Chart | Ontario Student Assistance Program (OSAP) |
| Gap Year | Ontario Youth Assistance Program (OYAP) |
| Global Campus | Ontario Association of Career Colleges |
| Ontario Colleges | |

Learning

Learning style

(e.g. Lecture, small class size)

Academic services

(e.g. Writing centre)

Learning objectives/ accreditation

(e.g. Certification, diploma, degree)

Admission standard

(e.g. 70% in ENG4C)

Social

Clubs

(e.g. Student council)

Health facilities

(e.g. Great gym)

Amenities

On-campus:

Off-campus:

Housing availability

On-campus:

Off-campus:

Financial

Cost

Tuition:

Books/equipment:

Living expenses:

Application fee:

Bursaries, scholarships, and tax credits

Name:

Deadline:

Income opportunities

(e.g. Work available)

Financial Aid/Loan

Institution:

Deadline to apply:

Interest rate:

Work

Career Services

(e.g. Career centre)

Practicum, internship, and co-op opportunities

(e.g. Co-op available)

Alignment with career aspirations

(e.g. Yes or no)

Volunteer opportunities

(e.g. Youth support volunteer)


Create your SMART goals for your next steps (Specific, Measureable, Achievable, Realistic, Timely)



My next steps...

My Plan: Year by Year

It's essential that students and their parents/guardians be aware of important dates and deadlines related to their chosen pathway after secondary school. Getting ready for this transition starts as early as Grade 7, so be prepared!

Grade 7

- Start the Individual Pathway Plan (IPP).
- Explore volunteer opportunities through the  [Ontario Volunteer Centre Network](#)
- Get involved in your school and/or community. Explore your interests through clubs, teams, and student council.
- Think about saving for postsecondary education.

The Government of Canada provides a special savings plan that allows families and friends to save early for a child's education. You can grow your savings tax-free with an RESP, or earn government money to finance your education through the Canada Education Savings Grant and the Canada Learning Bond, if you qualify. See  [CanLearn](#) for full details.
- Consider  ["Skills Work!" Summer Camps](#) to explore careers in skilled trades and technologies through hands-on activities.

Grade 8

- Transition program:** Facilitates the transition from elementary to secondary school (includes orientation activities, etc.).
- Speak with your Teacher about which courses suit you best, and confirm that your chosen courses match requirements for post-secondary options:
 - A: Academic
 - P: Applied
 - L: Locally Developed
- Become familiar with secondary course codes and types:
 - C: College preparation courses (e.g. ENG3C)
 - E: Essential skills for life and work courses (e.g. ENG3E)
 - M: University/college preparation courses (e.g. ETC3M)
 - O: Open courses (e.g. EPS3O)
 - U: University preparation courses (e.g. ENG3U)
- Know what's required to graduate:
 - 18 compulsory credits and 12 optional credits
 - 40 hours of community involvement activities
 - The provincial literacy requirement
- Explore Specialist High Skills Major/Dual Credit programs available.
- Students may begin the compulsory 40 volunteer hours during the summer between Grade 8 and Grade 9.
- Consider  ["Skills Work!" Summer Camps](#) to explore careers in skilled trades and technologies through hands-on activities.

Grade 9

- Participate in school orientation activities.
- Using the IPP, start exploring pathways available after secondary school:
 - Direct entry to postsecondary programs.
 - Gap year: Some students benefit from gaining work experience and/or travelling before entering postsecondary education.
 - Direct entry to the workplace.
- Speak to Guidance Counsellors and/or Teachers about what courses are important for certain career interests.
- Participate in "Take Our Kids to Work Day."

REMEMBER!

Your child and the world around them will change, and that's okay.



Grade 10

- All students take the Career Studies course at school.
- Continue to explore potential postsecondary program and career opportunities using the IPP. Many Grade 11 courses serve as prerequisites to Grade 12 courses, which are required for some programs in colleges and universities.
- Consider whether summer or part-time employment fits in with the pathway plan.
- Continue to be involved in the community through work and volunteer opportunities.
- Explore secondary program options:
 -  [Specialist High Skills Major](#)
 -  [Ontario Youth Apprenticeship Program \(OYAP\)](#)
 -  [Dual Credit Program](#)
 -  [Advanced Placement Programs](#)
 -  [International Baccalaureate](#)



Grade 11

- Revisit the IPP and secondary school completion requirements.
- Consider your pathway options:
 - Apprenticeship
 - Diploma
 - Certificate
 - Gap Year
 - Degree
 - Workplace
- Review the admission grade requirements for potential programs/workplaces of choice.
- Research financial assistance options: bursaries, scholarships, awards, financial aid, etc.
- Attend information sessions, open houses, and tours for institutions of interest during the fall or spring (if applicable).
- Attend pathway fairs. See the Month-by-Month breakdown for more information.
- You may be able to sign up for the Ontario Youth Apprenticeship Program (OYAP). Applicants must be at least 16 years of age.



Grade 12

- Attend fairs, information sessions, and tours for institutions of interest.
- Attend parent nights and in-school informational sessions for institutions of interest.
- Apply to institutions of choice.
- Explore tax credit opportunities.
- Make arrangements for a gap year.
- Apply for applicable bursaries, scholarships, and financial aid.

Check to see whether your pathway will apply credit from your:

 - Dual Credit Program
 - Ontario Youth Apprenticeship Program
 - Specialist High Skills Major
 - Advanced Placement Program
 - International Baccalaureate
- Continue to research funding opportunities.
- Consider housing options.



My Plan: Month by Month

Here are some important deadlines and events to keep in mind in the final year of transition from secondary school. Make sure to note the dates specific to you and keep track!

September

Ontario Universities' Fair or University Information Program

Continue your exploration of postsecondary pathways. Students and their parents/guardians can reach out to guidance counsellors about the options that support chosen pathways.

Workplace: Visit any workplace or institution of choice.

Gap year: Consider gap year opportunities.

October

Schedule an open house, or campus/workplace tour. To book an appointment, visit the school or workplace website, or call them directly.

Apprenticeship: Identify potential employers or sponsors with the help of a guidance counsellor and/or co-op teacher. This may include union and local apprenticeship committees.

Student Life Expo


Ontario College Fair or College Information Program


Workplace: Review and edit résumé.

College: Access opens on the  Online College Application (OCA) website.

Career College: Search for registered career colleges through the  Service Ontario Private Career College Search Service. Since career colleges typically have ongoing enrolment, students may apply directly to the schools of interest.

November

University: Secondary schools will notify students in November or early December of their confidential PIN access code, which is required to log into the Ontario Universities Application Centre  OUAC website. Make sure to note the programs of interest, along with the OUAC program code (as they will be needed to apply online).

Apprenticeship: With the assistance of staff at the  Employment Ontario Apprenticeship Office, determine what skills and credentials are needed in relation to the requirements of the apprenticeship goal. Complete these requirements.


Workplace: Practice your interviewing skills and begin your job search. Speak with your guidance counsellor about youth employment programs available in your community.

Career College: Many colleges have ongoing enrolment. Contact potential schools to determine the next intake date and application process.

December

Be aware of applications for scholarships, bursaries, and awards. Most application deadlines occur between January and May – so start early!

January

University: Submit a complete application to the  OUAC. Applications received after the deadline will continue to be processed by the OUAC and distributed to the universities. However, specific university deadlines will apply.

Consider housing options. If you plan to live in residence, complete any necessary application forms.

Prepare résumé for summer opportunities.

February

College: February marks the deadline for applications to be received. Applications are still processed by the Ontario College Application Service after this date, but are considered on a first-come, first-served basis by the colleges. By the end of the month, colleges may release offers of admission (though not all offers are posted this early). Offers of admission are continually posted until the programs are filled. Most colleges have three intake dates.

This month also marks the typical deadline for summer employment opportunities. Have your resume ready, and visit your nearest Employment Ontario Service Center.

March

Apprenticeship Career Connections Fair

April

OSAP applications may be submitted if the student has accepted an offer from a college or university. Apply as soon as you can to plan for success. If you're planning to apply for disability related grants or bursaries, contact your institution to make arrangements for sending documentation.

Gap year: Research gap year options.

Apprenticeship: Set an appointment with the provincial Ministry of Training, Colleges and Universities Apprenticeship Office staff to arrange apprenticeship registration. Talk to your co-op teacher in order to get registered as an apprentice with your present co-op employer. Visit  OYAP for more information.

National Job Fair and Training Expo

May

Though offers may be posted earlier, students can expect a response from an Ontario university.

University and College: Ask if your school has a Summer Transition program.

College: Applicants must confirm their acceptance of an offer of admission by this date. Each college will determine the due date to confirm offers made after May 1st. Be sure to check the offer letter for the expiry date of the offer of admission.

Apprenticeship: Attend the  Ontario Technological Skills Competition in Waterloo.

June

July

August

University: This is the earliest that Ontario universities may require a response to an offer of admission and a financial commitment of any kind (e.g., registration deposit, residence deposit, etc.). Be sure to check the offer letter for the expiry date of the offer of admission.

University applicants are responsible for ensuring that their original official documents for summer school are sent to the OUAC and universities upon completion of coursework.

University and College: Schools may require payment of tuition fees, a deposit, or a fee for deferring tuition. Most schools offer options to defer payment until your financial aid arrives.

Apprenticeship: If you wish to continue working at your present co-op placement in a skilled trade, make sure your OYAP coordinator connects your employer with Employment Ontario Apprenticeship Office to recommend funding options to help your employer with incentives that will keep you on as an apprentice.


If a student requires accommodations at school, contact the school early to start the registration process with the Disability Services Office on campus. Remember that school board-funded educational aids (e.g. SEA equipment) do not transfer from secondary to postsecondary school.

Make final arrangements for housing.

This is the typical deadline for on-campus residence application confirmations.

Move in to residence and/or consider household routines (e.g. cleaning, meal preparation).

REMEMBER

Thinking about modifying an education path? It's not too late! It may be possible to transfer any credits already earned. See  ONtransfer

Who Am I?

- A-Z List of Aid**
Information on the OSAP aid opportunities available (grants, scholarships, bursaries, and loans).
<https://osap.gov.on.ca/OSAPPortal/en/A-ZListofAid/index.htm>
- Budget Calculator**
Interactive budget calculator by the Financial Consumer Agency of Canada.
<http://www.fcac-acfc.gc.ca/eng/resources/toolcalculator/budgeting/>
- CanLearn**
List of student grant, and scholarship information among other resources.
www.canlearn.ca
- Career Cruising**
Interactive course planning dashboard and graduation pathway tracking.
<http://public.careercruising.com/ca/>
- Disability Awards**
Search tool and information for students with disabilities provided by the National Education Association of Disabled Students (NEADS).
<http://www.disabilityawards.ca>
- Essential Skills**
Government of Canada's list of key literacy and essential skills for employment.
<http://www.hrsdc.gc.ca/eng/workplaceskills/LES/index.shtml>
- Gap Year- Ontario School Counsellors' Association (OSCA)**
List of resources related to Gap Year provided by OSCA.
<http://www.osca.ca/en/students/other-opportunities/gap-year>
- Job Bank**
Job search tool for employment in Canada, including student/youth job search tool.
<http://www.jobbank.gc.ca/intro-eng.aspx>
- Made with the Trades**
Information and resources about employment opportunities in the trades.
<http://www.madewiththetrades.com/>
- myBlueprint**
Students can identify learning style, ranked occupation areas, and discover secondary school courses and postsecondary options that match their interests.
<http://myblueprint.ca/>
- National Occupational Classification**
Occupational information for students across Canada, including main occupational duties and employment requirements.
<http://www5.hrsdc.gc.ca/NOC/>
- Ontario Student Assistance Program (OSAP)**
Information and resources about OSAP.
<http://ontario.ca/osap>
- Registered Education Saving Plan**
Information regarding educational savings options in Canada. Provided by the Human Resources and Skills Development Canada.
http://www.hrsdc.gc.ca/eng/learning/education_savings/index.shtml
- Skill Zone**
Interactive tool that links Essential Skills and work habits to courses in the Ontario curriculum using Ontario Skills Passport.
<http://www.skillszone.ca/ces/>
- Specialist High Skills Major (SHSM)**
Interactive tool that links Essential Skills and work habits to courses in the Ontario curriculum using Ontario Skills Passport.
<http://www.skillszone.ca/ces/>
- Student Awards**
Information and resources for secondary and postsecondary students about financial assistance in Canada.
<http://www.studentawards.com/>
- Working in Canada**
A bank of career opportunities across Canada with information regarding wages, labour market outlooks, job requirements, and location.
http://www.workingincanada.gc.ca/occupation_search-eng.do?lang=eng

What Are My Opportunities?

- Aboriginal Programs and Institutes**
List of Aboriginal programs and institutes by the Ministry of Training, Colleges and Universities.
<http://www.ontario.ca/education-and-training/aboriginal-institutes>
- Canada Business Ontario**
Library of information for small businesses.
<http://www.cobsc.org>
- Canada Revenue Agency**
Information regarding taxation, payroll, registration, and e-commerce for business.
<http://www.cra-arc.gc.ca/tx/bsness/menu-eng.html>
- Canada Virtual University**
Association of universities specializing in online and distance education.
<http://www.cvu-uvc.ca/>
- Canadian Forces**
Main website for Canadian Forces, including employment opportunities, education, and training opportunities
www.forces.ca
- Canadian Youth Business Foundation**
Coaching, financing, mentoring, and online business resources for young entrepreneurs.
<http://www.cybf.ca/>
- Colleges of Trades**
Information and resources about skilled trades in Ontario.
<http://www.collegeoftrades.ca/>
- Contact North**
Ontario distance education and training network.
<http://www.contactnorth.ca/>
- Cost of My Future**
A discussion of Financial Literacy skills for youth after secondary school provided by the Ontario School Counsellors' Association.
<http://www.osca.ca/en/about-us/osca/the-cost-of-my-future>
- Debt Free Graduate**
Information about the national bestselling book.
<http://www.debtfreegrad.com/>
- eINFO: Ontario Universities Information**
Primary website for Ontario universities that includes program, institution, application, scholarship, and admission requirement information.
<http://www.electronicinfo.ca/>
- First Work**
Youth employment services.
<http://www.firstwork.org/>
- French-Language Programs and Postsecondary Institutions**
List of French-Language program and institutes by the Ministry of Training, Colleges and Universities.
<http://www.ontario.ca/education-and-training/french-language-institutions>
- Mazemaster**
Employment opportunities for youth in Ontario.
<http://www.mazemaster.on.ca/>
- Ministry of Training, Colleges and Universities - Trades**
Information and resources about skilled trades opportunities in Ontario.
<http://www.mazemaster.on.ca/>
- One Source**
Ontario business portal for government services, forms, and information to start, operate and grow a business.
https://www.appmybizaccount.gov.on.ca/wps/portal/mba_pub/
- Ontario Association of Career Colleges**
Information on private career colleges.
<http://www.oacc.on.ca/>
- Ontario Civil Construction Careers Institute**
Information and resources about the civil and construction industry.
<http://www.occci.ca/>
- Ontario Colleges**
Primary website for Ontario Colleges which includes program, institution, application, and admission requirement information.
<http://www.ontariocolleges.ca>
- Ontario Construction Secretariat**
Information and resources about unionized trades in the industrial, commercial, and institutional (ICI) sector.
<http://www.iciconstruction.com/home.cfm>
- Ontario Global Edge**
Program that helps develop a broader understanding of small and medium enterprises within the global economy. Provided by the Ministry of Economic Development, Trade and Employment, and nine postsecondary institutions in Ontario.
http://www.ontariocanada.com/ontcan/1medt/smallbiz/en/sb_ye_global_en.jsp
- Ontario Job Futures**
Provides information on the current trends and future outlook for 190 occupations common to Ontario.
<http://www.tcu.gov.on.ca/eng/labourmarket/ojf/>
- Ontario Learn**
Online and distance education programs offered by Ontario colleges.
<http://www.ontariolearn.com/index.php/en/>
- Ontario Qualifications Framework (OQF)**
Includes all non-religious postsecondary certificate, diploma and degree programs offered under the auspices of the Province of Ontario.
<http://www.tcu.gov.on.ca/pepg/programs/oqf/>
- Ontario Universities' Application Centre (OUAC)**
Application services for universities in Ontario.
<http://www.ouac.on.ca/ouac-101/>
- Ontario Youth Apprenticeship Program (OYAP)**
Information and resources about OYAP.
www.oyap.com

Use these symbols for a quick reference of the categories of information provided.

- A** Accommodation
C Careers
F Financial
L Learning
S Social & Personal Development
V Volunteer Opportunities

What Are My Opportunities? (Continued)

- L ON Transfer**
Information and resources about transferring between postsecondary institutions in Ontario.
<http://www.ONtransfer.ca>
- L Private Postsecondary Institutions**
List of private postsecondary schools in Ontario by the Ministry of Training, Colleges and Universities with partial degree granting authority.
<http://www.ontario.ca/education-and-training/private-postsecondary-schools>
- C Service Ontario Job Bank: Students Only**
Employment opportunities available in Ontario specifically for youth.
<http://www.jobbank.gc.ca/prov-eng.aspx?OfferPage=50&Student=Only>
- C F Social Enterprise Development Innovations (SEDI)**
Resource for small businesses.
<http://www.sedi.org/html/splash/index.asp>
- C F Youth Connect**
L Information and services available to youth in Ontario.
<http://www.youthconnect.ca>
- C F Youth Entrepreneurship Partnerships (YEP)**
L S V Funding program for non-profit organizations that facilitates the development of entrepreneurial skills in young people by the Ministry of Economic Development, Trade and Employment.
http://www.ontariocanada.com/ontcan/1medt/smallbiz/en_sb_ye_partnerships_en.jsp

What is My Plan for Achieving My Goals?

- L Advanced Placement Programs**
Informational about advanced college preparation programs.
<http://apcanada.collegeboard.org>
- C L Apprenticeship Connections Fair**
Informational and job fair details for apprenticeship opportunities in Ontario.
<http://apprenticeshipcareerconnections.ca/>
- F CanLearn**
Federal resource of student, grant, and scholarship information among other information.
www.canlearn.ca
- F L College Information Program**
During the CIP, college representatives travel across Ontario offering fair or presentation-style events in most Ontario regions. The CIP allows you to gather information about Ontario's colleges, including programs, campus life, and anything else that may help you make a decision about which Ontario college to choose.
<http://www.ontariocollege.ca>
- F Cost of My Future**
Information about the financial cost of pathway options hosted by OSCA.
<http://www.osca.ca/en/about-us/osca/the-cost-of-my-future>
- Dual Credit Program**
Information about the Dual Credit Program.
<http://www.edu.gov.on.ca/morestudentsuccess/teams.html>
- F L eINFO: Ontario University Information**
Primary website for Ontario universities which includes program, institution, application, scholarship, and admission requirement information.
<http://www.electronicinfo.ca/>
- L Ellis Chart**
A comparative chart of apprentice training programs across Canada produced by Human Resources and Skills Development Canada (HRSDC).
<http://www.ellischart.ca/h.4m.2@-eng.jsp>
- C L Employment Ontario Apprenticeship Office**
Resources, services, and information about apprenticeships provided by the Ministry of Training, Colleges and Universities.
<http://www.tcu.gov.on.ca/eng/threeWays.html>
- L Essential Skills**
Government of Canada's list of key literacy and essential skills for employment.
<http://www.hrsdc.gc.ca/eng/workplaceskills/LES/index.shtml>
- F Fund Your Future**
Information and resources for parent(s)/guardian(s) and students about funding opportunities.
www.fundyourfuture.ca
- L S Gap Year: Ontario School Counsellors' Association (OSCA)**
V List of resources related to Gap Year provided by OSCA.
<http://www.osca.ca/en/students/other-opportunities/gap-year>
- L International Baccalaureate**
Information and resources about the International Baccalaureate.
<http://www.ibo.org>
- C F Ministry of Training, Colleges and Universities**
L Primary website for the Ministry, includes information and resources for educational pathway options after secondary school.
<http://www.tcu.gov.on.ca>

- C F National Job Fair and Training Expo**
L The largest job/career fair in Ontario for adults and mature students from all employment sectors.
<http://www.thenationaljobfair.com>
- C National Occupational Classification**
Occupational information for students across Canada, including main occupational duties and employment requirements.
<http://www5.hrsdc.gc.ca/NOC/>
- Private Career College Search**
Ontario career college list provided by Service Ontario.
https://www.riccpcc.serviceontario.ca/pcc/CommandServlet?command=publicreport&config=pccProgram1Html.xml&parm_type_1=STRING&parm_value_1=EN
- F L Ontario College Fair**
Information about Ontario colleges held annually in Toronto every fall.
<http://www.aprod.com/ocif/about.html>
- F L Ontario Colleges**
Primary website for Ontario colleges which includes program, institution, application, and admission requirement information.
<http://www.ontariocolleges.ca>
- F Ontario Student Assistance Program (OSAP)**
A mix of grants and loans available for students in Ontario.
<https://osap.gov.on.ca/>
- L Ontario Universities' Application Center (OUAC)**
Application services for universities in Ontario.
<http://www.ouac.on.ca/ouac-101/>
- F L Ontario Universities' Fair**
Information about Ontario Universities held annually in Toronto every fall.
<http://www.ouf.ca/about/>
- V Ontario Volunteer Centre Network**
Volunteer information and resources.
<http://www.ovcn.ca>
- F L Ontario Youth Apprenticeship Program (OYAP)**
C Information and resources about OYAP.
<http://www.oyap.com>
- L ONtransfer**
Information and resources about transferring between postsecondary institutions in Ontario.
<http://www.ONtransfer.ca>
- C L Red Seal**
Information and resources about Red Seal programs in Ontario.
<http://www.red-seal.ca/>
- L Service Ontario Career College Search Service**
Search engine for registered career colleges in Ontario.
https://www.riccpcc.serviceontario.ca/pcc/CommandServlet?command=publicreport&config=pccProgram1Html.xml&parm_type_1=STRING&parm_value_1=EN
- L Specialist High Skills Major (SHSM)**
Information and resources about SHSM.
<http://www.edu.gov.on.ca/morestudentsuccess/SHSM.asp>
- F L Student Life Expo**
C Information on careers, colleges, internships, scholarships, travel, and universities in Ontario.
<http://www.studentlifeexpo.com/>
- F L University Information Program**
During the UIP, university representatives travel across Ontario offering fair or presentation-style events in most Ontario regions. The UIP allows you to gather information about Ontario's 21 universities, including programs, campus life, and anything else that may help you make a decision about which Ontario university to choose.
<http://www.ouf.ca/uiip/>

LEGEND

Use these symbols for a quick reference of the categories of information provided.

- A** Accommodation
- C** Careers
- F** Financial
- L** Learning
- S** Social & Personal Development
- V** Volunteer Opportunities